







12V Incandescent Lamps

LAMP/BULB	ITEM #	12V BULB TYPE	WATTS	BEAM SPREAD	BASE	AVERAGE LIFE
	15599 CLR	3155K Krypton	18.5	--	Wedge	5,700 hrs.
	15598 CLR	3156K Krypton	24.4	--	Wedge	5,000 hrs.
	17011	Q10T3 Halogen	10	--	Bi-Pin	10,000 hrs.
	17012	Q20T3 Halogen	20	--	Bi-Pin	5,000 hrs.
	17021	901X Xenon	4	--	Wedge	19,000 hrs.
	17022	918X Xenon	6.5	--	Wedge	8,000 hrs.
	17023	912X Xenon	11.6	--	Wedge	10,000 hrs.
	17025	921X Xenon	16.25	--	Wedge	10,000 hrs.
	17033	PAR36 Halogen	20	Flood 30°	Screw Terminal	4,000 hrs.
	17040	PAR36 Halogen	35	Flood 30°	Screw Terminal	4,000 hrs.
	17046	PAR36 Halogen	50	Narrow Flood 20°	Screw Terminal	4,000 hrs.
	17047	PAR36 Halogen	50	Flood 30°	Screw Terminal	4,000 hrs.
	17052	MR11 Halogen	20	Flood 30°	Bi-Pin	2,000 hrs.
	17057	MR11 Halogen	35	Flood 30°	Bi-Pin	2,000 hrs.
	17062	MR16 Halogen	20	Flood 36°	Bi-Pin	5,000 hrs.
	17072	MR16 Halogen	35	Flood 36°	Bi-Pin	5,000 hrs.
	17082	MR16 Halogen	50	Flood 36°	Bi-Pin	5,000 hrs.
	17083	MR16 Halogen	50	Wide Flood 60°	Bi-Pin	5,000 hrs.
	17077	MR16 Halogen	35	Flood 36°	Bi-Pin	10,000 hrs.
	17087	MR16 Halogen	50	Flood 36°	Bi-Pin	10,000 hrs.
	15572 FRO	A19 12V	25	--	Medium	--

*Ideal for side mount path, deck/step, wall wash fixtures and more.

Multiply fixture VA by the number of fixtures used to determine size of transformer.

Stated lumens are for bare lamps only. Using lamps in enclosed fixtures can result in up to 30-40% loss in lumen output based on test data.

All lamps are listed or certified by UL, ETL, and/or CSA to the appropriate ANSI/standard for both the United States and Canada and have tested for FCC compliance, assuring they won't interfere with other home electronic devices. So, you don't have to worry about inadvertent interference.

